

CITY OF CITRUS HEIGHTS

REACH OUT

Residents' Empowerment Association of Citrus Heights

VOLUME 3 ISSUE 1

JANUARY 2014



*A Monthly
Publication to
Keep Area
Residents
Informed of City
Projects and
Events*



**Inside this
issue:**

Desk of the Chief	2
Monthly Crime Prevention Tips	2
17th Annual Tree Lighting	3
5th Annual Holiday Referral Program	4
CHPD PAL Banquet	5
Auburn Blvd Complete Streets	5
Pet Safety	6
Tips for Driving	7
CH Community Center	8
Sylvan Community Center	8
Staff Recognition	8
Road Construction	9
Join Your Neighbors!	10
MyProperty Program	11
Auto Theft Prevention	12
Are You Storm Ready?	13
Police Activities League Banquet	15
Pets and Disaster Safety Checklist	16
Hidden Treasure's	17
CHCMB Spaghetti Dinner	18

UPCOMING EVENTS



Monday, January 6	6:00 pm	R.E.A.C.H Monthly Meeting
Monday, January 6	7:00 pm	History and Arts Commission Meeting
Wednesday, January 8	7:00 pm	Planning Commission Meeting - CANCELLED
Thursday, January 9	7:00 pm	City Council Meeting
Tuesday, January 14	6:00 pm	Creek Corridor Trail Project Community Workshop
Wednesday, January 15	6:30 pm	Medical Office Development Meeting
Tuesday, January 21	3:00 pm	Citrus Heights Oversight Board Meeting
Wednesday, January 22	7:00 pm	Planning Commission Meeting
Thursday, January 23	7:00 pm	City Council Meeting

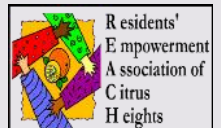
These dates are subject to change: For up-to-date information about events please refer to the City website at: www.citrusheights.net.

City Hall Phone Directory

Police

City Hall Offices	725-2448	General Business	727-5500
Community Center	727-5400	Non-Emergency Dispatch	727-5500
Building Division	727-4760	Watch Commander	727-5522
Business Licenses	727-4907	Crimes tip-line	727-5524
Garbage/Recycling	725-9060	Narcotics tip-line	727-5523
General Services	727-4770	Traffic hotline	727-5525
Job Line	727-4900	Code Enforcement	725-2845
TDD	725-6185	Emergency from Cell Phone	726-3015
Animal Control	725-PETS	Emergency Services	dial 9-1-1
Planning Division	727-4740		
Pothole Reporting	727-4770		

R.E.A.C.H represents the interests of the community and its citizens and encourages participation in neighborhoods to improve the quality of life in our city. R.E.A.C.H meets the 1st Monday of each month at 6:00 p.m. in the Trellis Hall (6237 Fountain Square Drive). Visit www.citrusheights.net or call (916)725-2448 to find out more about the neighborhood group that serves in your area.





From the Desk of the Chief



Happy New Year! I recently read that the beginning of a new year is like opening a 365 page blank book of which you will be the author – “so write a good one.” Ushering in a new year is always exhilarating; the idea of a fresh start invigorating. It evokes a sense of hope, renewed energy born of possibility and potential. Many use this new beginning to create resolutions in an effort to create better, healthier, more effective lives. In law enforcement, it is much the same. The only difference is that, rather than once a year, we continually analyze our goals: assessing, examining, and – if necessary – adjusting. The police Management Team meets monthly in strategic planning sessions. Affirming goals previously set have been achieved, new objectives are identified and a course for their resolution set. In so doing, we not only stay current, but are effectively ahead of the game via proactive analysis and planning. No one can, of course, predict or see into the future – however, we can best prepare ourselves with purposeful intent, proven strategies, and thoughtful action. As we stand at the threshold of a new year, you can be confident that our community is in good hands; your leadership is solid and ready. On behalf of the men and women of the Citrus Heights Police Department, here’s to a healthy, safe, and prosperous New Year for one and all.

Monthly Crime Prevention Tips...



One Last Drive...

What’s your limit? So many intoxicated drivers seem to think they “know” what their “limit” is and in their minds they think it’s ok to drive while under the influence of alcohol because they “know” they haven’t reached the limit.

The truth be known, there are countless examples where persons felt they were fine to drive after drinking and while they may have survived their intoxicated journey someone else didn’t. Countless lives have been lost to this reckless and illegal behavior and it could have been easily avoided.

Make a life and death decision – before the party begins decide who is going to drink and who is going to drive (and not drink). A decision before you get to the festivities is a lot easier than once the alcohol begins to flow. However, don’t take someone’s vow to not drink as an agreement, they should still be monitored to make sure temptation doesn’t out rule judgment and if you feel the “driver” has in fact taken a sample or two, it’s time to call someone you trust to come and give you a ride home.

Don’t take chances with life and death decisions.



17th Annual Christmas Tree Lighting

The Annual Tree Lighting Ceremony on December 5, 2013, was a huge success!! This marked the 17th year of this Citrus Heights tradition, and as promised it was a celebration to remember. The Annual Tree Lighting Ceremony is a FREE event for all to enjoy! The Tree Lighting took place in the City Hall Parking Lot with music performed by the Citrus Heights Community Marching Band, special holiday messages from the Mayor, Council members and Police Chief.

Following the Tree Lighting Ceremony the festive celebration continued in the beautiful Citrus Heights Community Center across the street from City Hall. There was FREE hot cocoa, cookies and cookie decorating. Most importantly, Santa was on hand to take pictures and listen to all of those Christmas wish lists.



Be Informed. Get Involved. Make a Difference.



5th Annual Holiday Referral Program



We wanted to take a moment to thank all of you who worked with us on our 5th Annual Holiday Referral Program. We had another fantastic and successful year, and it has again been a pleasure working with each of you. The Citrus Heights community, service clubs, churches, schools, businesses, city staff, and all of you made Christmas very special for our less fortunate Citrus Heights families.

- ♦ This year we were able to assist 75 families by providing them a nice turkey dinner, extra food, gifts and toys.
- ♦ In total, we provided gifts to 282 people: 126 adults and 156 children!
- ♦ 75 turkeys were donated and distributed.
- ♦ In a police caravan, we delivered gifts to 4 families this year with about 50 people, including Santa Claus, assisting with the "traveling" gift distribution.
- ♦ Police Officers and volunteers handed out over 100 stuffed animals to all the kids in the neighborhood or apartment complexes where we delivered.
- ♦ 139 stockings were filled to the brim and distributed to children 4-12 years old.
- ♦ Beds, furniture, and large appliances were donated and distributed.

On behalf of Chief Christopher Boyd and the Police Department Staff, we wish you all a Happy New Year for 2014. We hope you have a safe and peaceful year and look forward to joining our efforts again next Christmas!



Citrus Heights Police Activities League (CHPAL) Banquet



On May 16, 2014, the Citrus Heights Police Activities League (CHPAL) will host its first annual banquet to raise funds for the charitable program now serving over 500 local children, encouraging positive interaction between police personnel and the youth in our community. For more information about the CHPAL program, visit www.citrusheightspal.com.

The event will take place from 5:30 – 10:00 p.m. at the Citrus Heights Community Center and tickets are \$50 each (or \$500 for a table of ten). The fun-packed evening will feature door prizes, live and silent auctions, dinner, no-host bar, and entertainment.

Much is being planned for this very special event but the finale promises to be nothing short of spectacular: *the raffling off of three of Citrus Heights Police Department's original Harley Davidson Road King Motorcycles!* Purchase your tickets before they sell out! Banquet tickets can be purchased by cash, check, or credit card in person at the Citrus Heights Police Department (6315 Fountain Square Drive). Tickets can also be purchased by phone with a credit card by calling (916) 727-4820.

Enter for your chance to win one of three original Citrus Heights Police Department Harleys beginning November 15th 2013, for \$50 each! Buy your tickets early and in addition to the grand prize drawing you will automatically be entered for a chance to win three early bird prizes: I-PAD Mini, flat screen TV, and a \$500 Citrus Heights shopping spree!

For more information about the CHPAL Raffle and Banquet, visit www.citrusheightspalraffle.com or email info@citrusheightspal.com.



Community /Economic Development Department

Auburn Blvd. Complete Streets Revitalization Project

Segment III of the Auburn Boulevard Project, street improvements from Sylvan Corners to Sycamore Drive, is in full swing. Storm drain installation is 70 percent complete and roadway excavation has begun. Driveways, sidewalks and the remaining right of way has been demoed from Sylvan Trailer (7200 Auburn) to Reichert's funeral home (7320 Auburn) (see picture to the right). Starting in December, sidewalks and curb and gutter are being formed and poured for this section. Once this section is complete the contractor will begin demo and reconstruction on the next section, continuing north towards Kanai Ave. Segment III is scheduled to be completed by Summer 2014.

Segment II of the Auburn Boulevard Project, undergrounding of utilities and street improvement from Rusch Park to Sycamore Drive, is nearing completion. There are a few remaining items to be completed, including the arch at Rusch Park and decorative benches at the four corners of Antelope Road and Auburn Boulevard. Segment II will be completed in December.

If you have any questions about the project please contact the ABC Team at ABCteam@citrusheights.net or visit the project webpage at www.ABCupdate.net.



Cold Weather Tips from a Great City~ Pet Safety



PROVIDE SHELTER – If possible, bring your pet indoors during cold spells. Provide outdoor animals a dog house or other water proof enclosure off the ground to keep out the elements. Protect the entry by positioning it away from the wind. Provide a cushioned pad, warm bedding, thick straw flooring or wood shavings to help your pet retain heat. Cover the entry with burlap, a tarp or towel to prevent heat loss. If you house your animal in the garage, make sure it is safe and antifreeze or other hazardous materials are out of reach.

PROVIDE EXTRA FOOD – Animals require extra calories to keep warm during cold temperatures. Adjust the quantity of food provided accordingly. Consult your vet if necessary.

PROTECT PETS FROM HEAT SOURCES – Pets may be drawn to cuddling near fireplaces, furnace vents or space heaters. Make sure tails and toes can't be singed!

CHECK OUTSIDE WATER BOWLS FREQUENTLY – Provide a ceramic, glass or plastic bowl with water and check it frequently when temperatures are near freezing. Metal water bowls not only freeze the water more quickly, but an animal's tongue can stick to the side of the bowl. When possible, keep the outside water bowl under a patio awning or nearer to the house.

DRESS APPROPRIATELY – Animals with short fur and little body fat will feel the chill more quickly than a long haired or thickly muscled animal. Small breeds, short breeds, and very young or elderly animals will also feel the cold more keenly. Pets lose most of their body heat from the pads of their feet, their nose and their ears. Provide a sweater or booties for warmth.

TAKING YOUR PET TO THE SNOW – Pets can suffer frostbite just like humans. Be sure to check the pads of the paws frequently for bleeding from snow or ice buildup and wipe the paws, legs & stomachs to remove salt or dangerous ice removal chemicals that might make them ill. NEVER leave a pet in a vehicle unattended. A car can hold in the cold like a refrigerator and cause an animal to freeze to death.

CHECK UNDER THE HOOD OF YOUR CAR – This time of year cats and some wildlife may seek the residual engine heat from your car and sleep under the hood or in a wheel well. Bang your hand on the hood of the car or honk the horn a few times to frighten animals out from underneath the car.

PROVIDE IDENTIFICATION – The Central California Animal Disaster team reports more dogs are lost during the winter than during any other season. Be sure to check your fencing for loose or rotting boards and that gate latches are secure against blustery weather. Also check for freshly dug holes along fence lines during wet weather. As always, the best way to make sure your pet returns home safely is to be sure they are wearing a collar with identification or license and are microchipped. Remember to keep your microchip information up to date! Visit FoundAnimals.org to register your microchip for free!

Remember... licensed and microchipped pets find their way home!

SOURCES: Click on these links for more info:

[American Humane Association](#)

[The Central California Animal Disaster Team](#)

[KSFN-TV/DT](#)

[ASPCA.org](#)

[Sacramento Bee](#)

[Pet Poison Helpline](#)

Winter



Tips for Driving in the Rain



The rainy season is right around the corner. The **Citrus Heights Police Department** wants motorist to be prepared to drive during wet conditions. Please read the following driving tips regarding driving in wet weather.

1. **Exercise extreme caution after a long dry spell.** During a dry period, engine oil and grease build up on the road over time. When mixed with water from a new rainfall, the road becomes extremely slick. Continued rainfall will eventually wash away the oil, but the first few hours can be the most dangerous.

2. **Allow for more travel time.** You should plan to drive at a slower pace than normal when the roads are wet. Keep in mind that traffic is likely to be moving slower as well. There's also the possibility that your preplanned route may be flooded or jammed. Whatever the case, rushing equals higher risk.



3. **Drive slowly and carefully, especially on turns.** Steer and brake with a light touch. When you need to stop or slow, do not brake hard or lock the wheels and risk a skid. If you do find yourself in a skid, remain calm, ease your foot off the gas, and carefully steer in the direction you want the front of the car to go.

4. **Avoid hydroplaning** by keeping your tires inflated correctly. Maintain good tire tread. Don't put off replacing worn tires. Slow down when roads are wet, and stay away from puddles. If you find yourself hydroplaning, do not brake hard or turn suddenly. This could throw your car into a skid. Ease your foot off the gas until the car slows. If you need to brake, do it gently.



5. **Turn on your headlights**, even when there's a light sprinkle. It helps you see the road, and more importantly, it helps other motorists see you. However, don't blast your high beams in the rain or fog — it'll obscure your view further, as the light will reflect back at you off the water droplets in the air.

6. **Watch out for pedestrians.** An ordinarily observant pedestrian may become distracted by fiddling with an umbrella or a rain slicker.

Now that you know how to drive in the rain, take some precautionary measures to ensure that your vehicle is prepared to get you through a downpour.



1. **Stay on top of your car's condition.** Its brakes, tire pressures, tire tread depth and defroster operation should be checked regularly so that you'll be ready to deal with heavy rain when the time comes.

2. **Make sure that your wipers are in good condition and functioning properly.** If the blades are brittle or damaged, replace them before you're caught in a downpour. Some wipers are definitely better than others, so ask your retailer for recommendations.

Please Travel Safely



Citrus Heights Community Center

As of January 6, 2014, the center is at 3,464 events booked. We are currently in the process of replanting our two patios as well as some interior cleanup. January of 2014 will represent four years of operation.

The Community Center is seeking qualified volunteers to work at the front counter; answering phones; data entry; providing tours to potential clients; light cleaning; and/or event set-up. For more information on volunteer opportunities, please call (916) 727-5400 or send an email to msaario@citrusheights.net. The Community Center's volunteers work in the facility during normal business hours, Monday through Friday.

Staff released an RFP to develop a new expanded preferred caterers list. Staff anticipates having an updated, approved list of vendors by January 2014. Staff will present the new list to City Council in December.

There are several options of available spaces at affordable prices for your next gathering – whatever it may be. Come see us today. For more information or availability of the facility, please call (916) 727-5400 or send an email to dcarpenter@citrusheights.net.



Sylvan Community Center

The Center is busy and fully booked. November marked the first year of operation. During a study session at the January 23rd, City Council meeting, staff will present a review of the facility, its overall uses, as well as general expenses and revenues for the first year.



The Sylvan Community Center facility is furnished with tables and chairs and includes a full kitchen and bathroom facilities. Parking is also available on site. The maximum building capacity for a meeting or general assembly is 65 people or 50 people for a dinner or banquet. The Sylvan Community Center is an alcohol and smoke free venue. To check for availability and pricing, call (916) 727-5400 or email sylvancommunitycenter@citrusheights.net.

City of Citrus Heights - Staff Recognition


The American Public Works Association (APWA) Sacramento Chapter is very active in providing training, networking and recognition opportunities for Support Staff personnel in both the Public and Private sector. Realizing Public Works projects and day to day operations could not be accomplished if not for the hard work, dedication and commitment of our wonderful support staff members, the Sacramento APWA holds an annual Support Staff Appreciation Lunch; a well-supported event with nearly **500** private and public sector employees and leaders in attendance from all over the region coming to show our gratitude for our support staff personnel. As part of the recognition, two **Support Staff of the Year** awards are given, based on nominations from respective agencies/firms – one for supporting the APWA national or local chapter, the other for supporting a local agency or firm. At this year's event, which was held today, our very own **Gloria Blair** was recognize for her exemplary work in supporting the GSD as a Program Assistant and extraordinary team member, and also supporting the City's mission and goals as a leader in customer service, efficiency and accountability.

Congratulations Gloria! We are proud of this prestigious award bestowed upon you, and are more proud that you are a member of our GSD family.

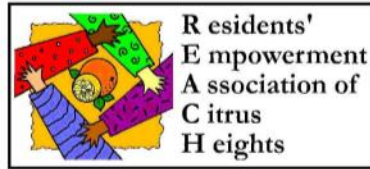


Road Construction Projects

Project	Status
Auburn Boulevard Segment 3	Project has started with the storm drain work. Completion of the project, with rain delays, would be in June 2014.
Sunrise Blvd Complete Streets Improvements - Phase 3 (Antelope Road to north City Limits - west side only)	The right-of-way team has begun meeting with property owners as part of the appraisal process. Staff and the design team are compiling comments on the 65% plans.
Area 5 Traffic Safety, Accessibility and Walkability Phase 1A Project	Staff will request final acceptance from the City Council on January 9, 2014
Sunrise/Sungarden Intersection Safety Improvement Project	City staff is reviewing the 95% plan and specification package and plans to forward comments to the design consultant by mid-December. Caltrans approved the required environmental documents for the project on December 12th and staff plans to submit a Request for Authorization (RFA) to construct to Caltrans in January. Caltrans authorization to construct is anticipated by February/March 2014, after which staff will advertise for bids within one month.
Bicycle Transportation Account (BTA) Grant (Northwest Neighborhood Connection (I-80 Overcrossing)	Project is funded. Staff will advertise project in Fall 2014.
Sunrise Blvd Complete Streets Improvements - Phase 1 (Oak Avenue to Antelope Road)	The contractor, Teichert Construction, has submitted all required project closeout documentation, so staff will now release the retention. Staff is working on the Final Report of Expenditures and Final State Invoice for submittal to Caltrans in January.
Linden Avenue Drainage Improvements Project—Area 6 & 7 Master Plan Implementation	All work on Auburn Blvd including median islands and final striping has been completed. The storm drain system along Linden Ave is about 90% complete.
Glenn Ave and Patton Ave Drainage Improvements Project—Area 6 & 7 Master Plan Implementation	This project will go to City Council for acceptance in January.
2013 Arterial Street Resurfacing Program	The project is complete and staff expects to seek Final Acceptance from the City Council in January.
Watson Way Drainage Improvements Project	This project is complete. It will go to City Council for acceptance in January.
Wintergreen/Old Auburn Landscaping Infill Project	Additional modifications to the proposed plant materials will be determined, as it appears that the City will partner with the Sacramento Tree Foundation to plant the native plants and oak trees at the new landscaped area this spring. We will be including more plants with greater color and foliage options so that there will be a greater variable of materials. Staff will take the revised plan to Council in February and then go out to bid for the walk and benches in March. Planting by the Tree Foundation will begin in April of 2014.
Sylvan Road/Stock Ranch Road Intersection Improvements Project	Project temporarily on hold due to City Hall project.



COME JOIN YOUR NEIGHBORS!



Your Local Neighborhoods Help Make Citrus Heights a Great Place to Live!

Get involved and make a positive impact in your neighborhood!

Congratulations! As a resident of Citrus Heights, you are a member of a Neighborhood Association! You are invited to join your neighbors at their regular meetings, to volunteer in local events and make a difference in your community! The Neighborhoods are here to help you. Best of all, you don't have to pay dues or own your home in order to belong.

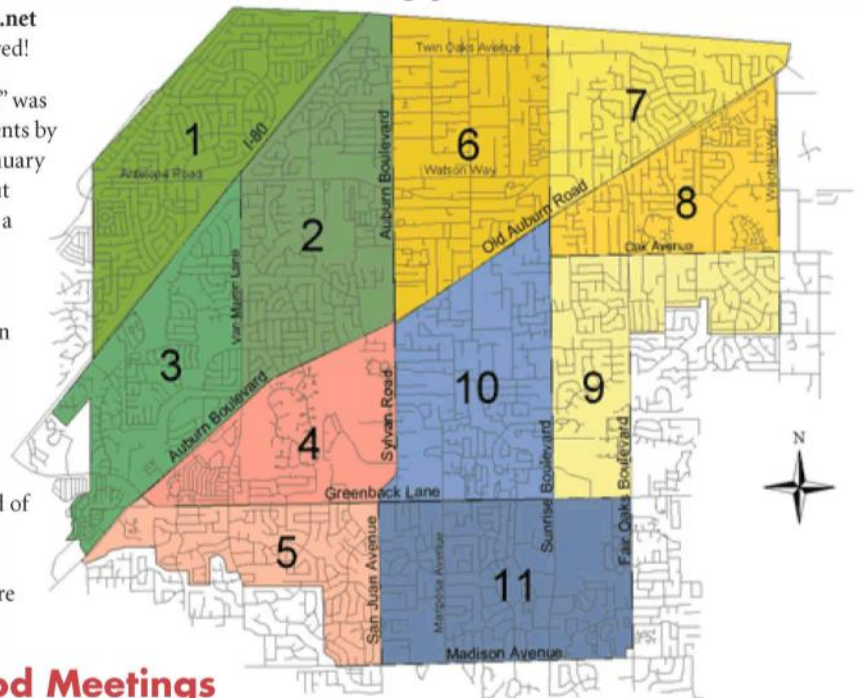
Anyone who lives, rents, or owns property or a business in Citrus Heights can get involved! Citrus Heights is divided into 11 Neighborhoods, and each Neighborhood is represented by a Neighborhood Association (Areas 7 & 8 are combined). Visit the City's website www.citrusheights.net and find out more information about how to get involved!

Did you know that the creation of the "Neighborhoods" was voted by the public as one of the Top 10 Accomplishments by the City of Citrus Heights since its incorporation in January 1997? You owe it to yourself and your family to find out why so many think the Neighborhood Associations are a wonderful benefit for residents of Citrus Heights!

The area groups usually meet once a month to solve neighborhood issues such as traffic or crime, to work on various projects, to host City information sessions, to network, have fun and much more.

All of the Neighborhoods are part of REACH (Residents' Empowerment Association of Citrus Heights). REACH is a coalition that consists of a Board of Directors composed of a representative from each neighborhood. REACH meets the 1st Monday of each month at 6:30 p.m. in Trellis Hall (6237 Fountain Square Drive - behind the General Services Building).

Check the map for the Neighborhood Group covering your area:



Citrus Heights Neighborhood Meetings

You're invited to attend a meeting in your neighborhood! All meetings start at 7:00 p.m.

Area #1 - Northwest	Sierra Meadows Mobile Estates (7600 Daly Ave.)	3 rd Tuesday
Area #2 - Rusch Park	Ascension Lutheran Church (7607 Garden Gate)	3 rd Thursday
Area #3 - CHANT	Trellis Hall (6237 Fountain Square Dr.)	2 nd Tuesday
Area #4 - Arcade Creek	Trellis Hall (6237 Fountain Square Dr.)	1 st Tuesday
Area #5 - Park Oaks	Advent Lutheran Church (5901 San Juan Ave.)	3 rd Thursday
Area #6 - Sunrise Ranch	Twin Oaks Ave Baptist Church (7690 Twin Oaks)	4 th Tuesday
Areas #7/8 - CHASE	Big Oak Mobile Home Park (8300 Old Auburn Rd.)	3 rd Tuesday
Area #9 - Sunrise Oaks	Sun Oak Baptist Church (7227 Canelo Hills)	1 st Wednesday
Area #10 - Sylvan Old Auburn	Sylvan Community Center (7521 Community Rd.)	4 th Monday
Area #11 - Birdcage Heights	Skycrest School (5641 Mariposa Ave.)	3 rd Wednesday



Citrus Heights Police Department MyProperty@CitrusHeights.net Free Program

What top 5 or 10 items would someone want to steal from your home.

Jewelry? Laptop? Gaming system? Tablet? Tools? Electronics?

Here are 3 easy steps you can follow to take a proactive step toward helping get your lost or stolen property back after becoming a victim of burglary:

- Take a photo of the item and a photo of the serial number on the item.



- Open a new email, address to MyProperty@CitrusHeights.net, place your name and driver license or identification number in the subject line. Attach the photos of your property.

Send	To...	myproperty@citrusheights.net
	Cc...	
	Bcc...	
	Subject:	Smith Z123456
Attached:		Serial-number.jpg (226 KB); HP Laptop.jpg (14 KB)

- Hit Send!



The Citrus Heights Police Department is offering to store your serial numbers for you for free. Serial numbers are important to provide the police department when your items become lost or stolen so they can be entered into a system. Whenever the serial numbers are run in this system, they will come back as lost or stolen and your chances of recovering your lost or stolen items will be much greater. The police can also arrest the person in possession of your stolen property when the system message comes back as listing that serialized item as stolen. If you do become a victim of burglary and you have participated in this program, make sure to tell the officer that you participated and emailed your serialized property to myproperty@citrusheights.net.

Please report all suspicious people and vehicles to the Citrus Heights Police Department.

If need to report a crime, please contact the Citrus Heights Police Department at 916-727-5500.

If you have an emergency, dial 9-1-1 or dial our 7 digit emergency only line 916-726-3015.



Media Release #: CH13-063

Case #: N/A

Date of Release: 11/26/2013

FOR IMMEDIATE RELEASE

Citrus Heights, California – The Citrus Heights Police Department is proud to announce the launch of a new Auto Theft Prevention program.

The program, known as B.A.T (Battle Auto Theft), will allow vehicle owners to register their vehicles in their vehicles with the Police Department. Participation in the program will include a decal that will be placed on the vehicle identifying it to Citrus Heights Police Officers. By enrolling in the program, vehicle owners give officers authority to conduct a traffic stop on their vehicle, without the need for probable cause, between the hours of 1:00 a.m. and 5:00 a.m. The hours were chosen based on crime trend data, which indicates the majority of auto thefts occur during the early morning hours.

Program enrollment requirements are easy. The registered owner of the vehicle will complete an enrollment form, supplying information on the vehicle and registered owner. A serialized decal will be issued to the vehicle. The completed enrollment form will serve as consent for Citrus Heights Police Officers to stop the vehicle during the specified hours in an attempt to ensure the driver of the vehicle is authorized to drive it. If circumstances change, and the vehicle owner no longer wants to participate in the program, cancellation is just as easy as initial enrollment.

This new program is yet another example of the commitment the Citrus Heights Police Department has to ensuring public safety and preventing criminal activity. Please contact the Citrus Heights Police Department at (916) 727-5000 with any questions, or to inquire about program enrollment.

CONTACT:

Public Information Officer: David Moranz, Sergeant

Phone Number: (916) 727-5500

Email: dmoranz@citrusheights.net



Are you Storm Ready?

www.chstormwater.org

General Services
(916) 727-4770
24 HOURS

City Drainage Maintenance and Operations



The General Services Department is in charge of the maintenance and operations of the drainage system in the City. The department contracts with Coastline Water Resources for maintenance and operations of the system, and with the Sacramento Regional Conservation Corps for the vegetation management along creeks, ditches and channels.

Sacramento Area Recent Flooding History

Sacramento's risk of flooding is the greatest of any major metropolitan area in the country. Historically, the Sacramento region has experienced flooding due to heavy rains and from the many rivers and creeks. The three rivers that run through our area are the Cosumnes, Sacramento, and American Rivers. In 1995, heavy rains hit the Sacramento region causing widespread localized flooding, in particular in the Arcade (w/Cripple Creek tributary), Florin, Union House, and Dry Creeks. Two years later, a series of tropical storms hit northern California, causing the Cosumnes River to break through its levees in 24 places. Heavy rains in early 2006 caused many local drainage concerns and filled the Sacramento River. In December 2012, three storms in less than one week dropped approximately 4.74 inches of rain on the Sacramento region.

City of Citrus Heights Floodplain Maps

Based on a geographical information system (GIS) analysis, over 850 parcels with habitable structures in Citrus Heights are within a flood hazard zone. In 2012, the Federal Emergency Management Agency (FEMA) adopted new Flood Insurance Rate Maps (FIRMs) to better reflect the flood hazard based on GIS data. Visit www.FEMA.gov to view the FIRM for your property address. Lenders may require all property owners with parcels touching the flood hazard zone to carry flood insurance.

Through a GIS analysis, the City determined that in 80 percent of the parcels within a flood hazard zone area, the habitable structure is actually located outside of the flood hazard zone. In order to reduce the insurance premium amount for property owners, the City is in the process of completing the FEMA Letter of Map Amendments (LOMAs) and Elevation Certificates for habitable structures within the Base Flood Elevation Project. The project could potentially save Citrus Heights property owners \$1 million per year (based on an average savings of \$1600/year). Upon completion in late 2013, the final determinations will be mailed to property owners and tenants. In addition, they will be made available on www.chstormwater.org for the public to view and print.

Are You in a Flood Zone?

To determine if you live in a flood zone:

- Call the City of Citrus Heights General Services Department at (916)727-4770. Be sure to provide your parcel number, address, and contact information.
- Come to our public counter, located at 6237 Fountain Square Drive, Citrus Heights, CA 95621, weekdays between 8 a.m. and 4:45 p.m., to meet with engineering staff and review the Flood Insurance Rate Maps and other local flood hazard information.

Flood Insurance

Did you know it could take 30-days before flood insurance takes effect? Flooding is not covered by standard property/homeowner's insurance.

If your property is located within a flood hazard area, we encourage you to buy flood insurance to protect yourself from flood losses. Contact your insurance agent for flood insurance information. Property owners can insure buildings and contents, and renters can insure their possessions. An elevation certificate (showing how high your floor is above the flood hazard) may be required when you purchase flood insurance and may help reduce its costs.

Remember, you do not have to live in a floodplain to qualify for flood insurance. According to FEMA, 30 percent of flood claims are not located within a flood hazard zone.

Protecting Your Property

If you have experienced flooding problems, you may want to keep flood-fighting materials on hand, such as sandbags and plastic

sheeting to protect your property and belongings. Often there are proactive steps taken before a flood that can help protect your property including knowing how to divert floodwater around your structures, and, in some cases, elevating your house above the flood hazard. Measures to protect a property from flood damage also include retrofitting, grading a yard, correcting local drainage problems, and such emergency measures as moving furniture and sandbagging.

Call or visit our office to set up an individual consultation for permanent property protection measures. We will schedule an engineering staff member to visit your property to assist with developing ideas on how to help protect your property from drainage problems and to offer advice on mitigation measures to protect your home or structure.

Preparing Ahead of Time

Take steps now to help your family prepare for an emergency by:

- Knowing the safest route from your home or business to high, safe ground.
- Putting insurance policies and lists of personal property in a safe place, such as a safe deposit box.
- Preparing a family disaster supply kit complete with a flashlight, battery-operated radio, extra batteries, first aid kit and manual, emergency food and water, non-electric can opener, essential medications, cash and credit cards, sturdy shoes, warm clothing and blankets. Be sure to check expiration dates on all emergency supplies.
- Rake leaves in the front yard, street, and around drain inlets and

SANDBAG DISTRIBUTION

The City provides sandbags as a convenience to its residents. If you frequently flood, you may want to stockpile a few bags in your backyard.

6315 Fountain Square Dr.
(North of Police Service Center)

Open during regular business hours upon request.

The following sites are only opened during a major storm event.

Westwood Park
810 Butternut Drive

McDonald Field Park
NW corner of Antelope Rd & Old Auburn Rd

C-Bar-C Park
8275 Oak Avenue



culverts. This will prevent blocked drain inlets and clogged drainage pipes that result in localized flooding.

What to Do During a Storm

Because flood water can rise quickly, be prepared to evacuate before the water level reaches your property. During a storm:

- Move to higher ground if you can do so safely—DO NOT attempt to walk, drive or swim through moving water or flooded areas.
- Stay out of disaster areas unless authorities give you permission to enter.
- Do not remove manhole covers or drain inlets.
- Before evacuating, if you can safely do so, turn off all utilities at the main power switch and close the main gas valve.
- If you are caught at home by rising water, move to the second floor or to the roof. Take your disaster supply kit with you.
- If you must travel, watch for floodwater, fallen debris, and power lines. Tune in to select radio stations to obtain storm preparedness tips! The Stormwater Utility will air public service announcements this winter season, alerting residents of winter storms and how to be prepared. Tune your radio to KFBK 1530, KSTE 650, Y92.5, and VI01.1. During a serious countywide flood emergency, there will be alerts on local radio and television stations.

Drainage System Maintenance

The Stormwater Utility fee provides funds for systematic maintenance of the City's storm drain system and allows for repair and construction projects that directly target local flooding problems. Typical sources of drainage problems are frequently caused by debris blocking water flow. Keeping gutters and drain inlets clear of leaves and debris is one of the easiest things homeowners can do to help prevent localized flooding.

Do you care about reducing pollution in the Sacramento and American Rivers and local creeks?

Remember— Water flows into our storm drains and out to our local creeks and rivers untreated. So only clean water should enter our storm drains.

Do not dump or throw anything into drainage ditches, streams or storm drains. Dumping into our drainage system is a municipal code violation. Debris can accumulate and restrict the flow of stormwater which increases the potential for localized flooding. To report flood problems or illegal dumping into the drainage system, please call (916) 727-4770 (24 HRS/day).

Stormwater Quality Partnership Program

The City of Citrus Heights actively participates with Sacramento County and other cities within the county to protect our waterways. The Stormwater Quality Partnership Program (SSQP) was implemented to protect our waterways by reducing pollution to our creeks and streams. Toxic substances (such as paint, car fluids, pesticides, and fertilizers) can flow into nearby storm drains and into local creeks and rivers untreated—affecting the health of aquatic life. Pollutants that flow into storm drains get discharged to the closest waterways.

Floodplains can provide valued wildlife habitat, opportunities for farming, and are a natural component of the Sacramento area. Understanding and protecting the natural functions of

floodplains helps reduce flood damage and protects our resources. Poorly planned development in floodplains have led to stream bank erosion, loss of valuable property, increased risk of flooding to downstream properties, and degradation of water quality.

We don't always see the major effects of stormwater pollution because it's often invisible and a cumulative problem. Every pollutant, no matter how small, combines with others to harm aquatic life and affects overall water quality. Many everyday activities contribute to stormwater pollution. Much of the water we and other Californians drink comes from the American and Sacramento Rivers. Contamination can increase human health risk and can endanger the food chain.

Water Quality Benefits

- Clean water in our rivers for drinking, wildlife, and recreation.
- Storm drainage facilities that are free of sediment and trash require less maintenance.
- Stream corridors are ribbons of green that provide a healthy habitat for wildlife and an attractive space in a neighborhood.

In Your Lawn and Garden – Improperly applied fertilizers and pesticides can wash off lawns and gardens and pollute creeks and rivers. Here's what you can do:

- Plant pest-resistant and well-adapted plant varieties, such as native plants.
- Know your pest problem – you can control pests with non-toxic alternatives.
- Cover dirt and mulch piles used during projects to prevent pollutants from blowing into the gutters.

Around Your Home – Home improvements and repairs can generate leftover chemicals and products. If these are disposed of improperly, they can harm the environment. Here's what you can do:

- Rinse latex paintbrushes in the sink, not in the gutter. If using oil-based paint, avoid using paint thinner for cleaning and use disposable brushes instead of reusable brushes that have to be rinsed off.
- Clean up outdoor spills with a broom, not a hose.
- Buy "non-toxic" cleaning products whenever possible.

Caring for Your Car – Washing your car in the driveway or allowing it to leak fluid sends harmful chemicals into the storm drain. Here's what you can do:

- Regularly check your vehicles for leaks and repair them.
- Take motor oil, antifreeze and other fluids to an automotive center or gas station with a recycling program or participate in a curbside motor oil pickup program.

Picking Up After Your Pets – Pet waste contains bacteria that can harm the environment and human health. Pet waste left on lawns, trails, and sidewalks washes into the storm drain system. This waste is untreated and flows directly into our local creeks and rivers. Here's what you can do:

- Dispose of pet waste in the trash, not in green waste or recycling containers
- Flush pet waste down the toilet.
- When walking your dog, carry a plastic bag and properly dispose of your pet waste.

For more information about the Citrus Heights Stormwater Program, visit www.chstormwater.org.





CITRUS HEIGHTS POLICE ACTIVITIES LEAGUE

First Annual Raffle and Banquet



Enter to **WIN** an *original* CHPD Harley Road King **MOTORCYCLE!**

Silent Auction • Live Auction • Door Prizes • Dinner • No Host Bar • Entertainment

Banquet: Friday, May 16, 2014 from 5:30 p.m. to 10:00 p.m.

Raffle Tickets

- ♦ Tickets are \$50 each
- ♦ Enter raffle as many times as you wish
- ♦ Raffle tickets are *not* tax-deductible

Banquet Tickets

- ♦ Tickets drawn **LIVE** at the banquet!
- ♦ Tickets are \$50 each
- ♦ Table of 10 = \$500
- ♦ Banquet tickets are tax deductible;
Tax ID # 80-0470129

Purchase Tickets

- ♦ Call the hotline at (916) 727-4820
- ♦ In person at the Citrus Heights Police Department, 6315 Fountain Square Drive
- ♦ Send in via fax or email; visit www.citrusheightspalraffle.com to download application and instructions

**All proceeds benefit the
Citrus Heights Police Activities League**



www.citrusheightspalraffle.com

Be Red Cross Ready

Pets and Disaster Safety Checklist

Our pets enrich our lives in more ways than we can count. In turn, they depend on us for their safety and well-being. The best way to ensure the safety of your family is to be prepared with a disaster plan. If you are a pet owner, that plan includes your pets. Being prepared can help save lives.

Learn First Aid for Your Pets

Dogs and cats are more than pets—they're family. And just like any other family member, pets deserve to be cared for and protected. That's why the American Red Cross has developed Dog First Aid and Cat First Aid, comprehensive guides to help keep pets healthy and safe. From basic responsibilities, like spaying/neutering and giving medications, to managing cardiac emergencies and preparing for disasters, these guides offer information pet owners can trust.

Contact your local chapter to purchase guide books and first aid kits or log on to the Red Cross Store to see all available products.

How can I prepare?



Plan to take your pets with you in an evacuation. If it is not safe for you to stay, it is not safe for them either.

- ☐ Know which hotels and motels along your evacuation route will accept you and your pets in an emergency. Call ahead for reservations if you know you may need to evacuate. Ask if no-pet policies could be waived in an emergency.
- ☐ Most Red Cross shelters cannot accept pets because of health and safety concerns and other considerations. Service animals that assist people with disabilities are allowed in Red Cross shelters.
- ☐ Know which friends, relatives, boarding facilities, animal shelters or veterinarians can care for your animals in an emergency. Prepare a list with phone numbers.
- ☐ Although your animals may be more comfortable together, be prepared to house them separately.
- ☐ Include your pets in evacuation drills so that they become used to entering and traveling in their carriers calmly.
- ☐ Make sure that your pet's vaccinations are current and that all dogs and cats are wearing collars with securely fastened, up-to-date identification. Many pet shelters require proof of current vaccinations to reduce the spread of disease.
- ☐ Consider having your pet "microchipped" by your veterinarian.

What should I do?



Assemble a portable kit with emergency supplies for your pets.

- ☐ Keep items in an accessible place and store them in sturdy containers so that they can be carried easily. Your kit should include—
 - Sturdy leashes, harnesses and/or carriers to transport pets safely and ensure that they can't escape.
 - Food, drinking water, bowls, cat litter/pan and a manual can opener.
 - Medications and copies of medical records stored in a waterproof container.
 - A first aid kit.
 - Current photos of you with your pet(s) in case they get lost. Since many pets look alike, this will help to eliminate mistaken identity and confusion.
 - Information on feeding schedules, medical conditions, behavior problems, and the name and number of your veterinarian in case you have to foster or board your pets.
 - Pet beds and toys, if easily transportable.

Know what to do as the disaster approaches.

- ☐ Often, warnings are issued hours, even days, in advance. At the first hint of disaster, act to protect your pet.
- ☐ Call ahead to confirm emergency shelter arrangements for you and your pets.
- ☐ Ensure that all pets are wearing collars with securely fastened, up-to-date identification.
- ☐ Check that your pet disaster supplies are ready to take at a moment's notice.
- ☐ Bring pets inside so you won't have to search for them if you need to leave quickly.

After a disaster ...



- ☐ The behavior of pets may change dramatically after a disaster, becoming aggressive or defensive, so be aware of their well-being and protect them from hazards to ensure the safety of other people and animals.
- ☐ Watch your animals closely and keep them under your direct control as fences and gates may have been damaged.
- ☐ Pets may become disoriented, particularly if the disaster has affected scent markers that normally allow them to find their home.
- ☐ Be aware of hazards at nose and paw or hoof level, particularly debris, spilled chemicals, fertilizers and other substances that might not seem to be dangerous to humans.
- ☐ Consult your veterinarian if any behavior problems persist.

Emergency action plans for your family should include your animals—all of your animals.

For information on disaster planning and emergency actions to take for livestock, horses, birds, reptiles or other small animals, such as gerbils or hamsters, please visit RedCross.org, the Humane Society of the United States (www.HSUS.org) or Ready.gov.

Let Your Family Know You're Safe

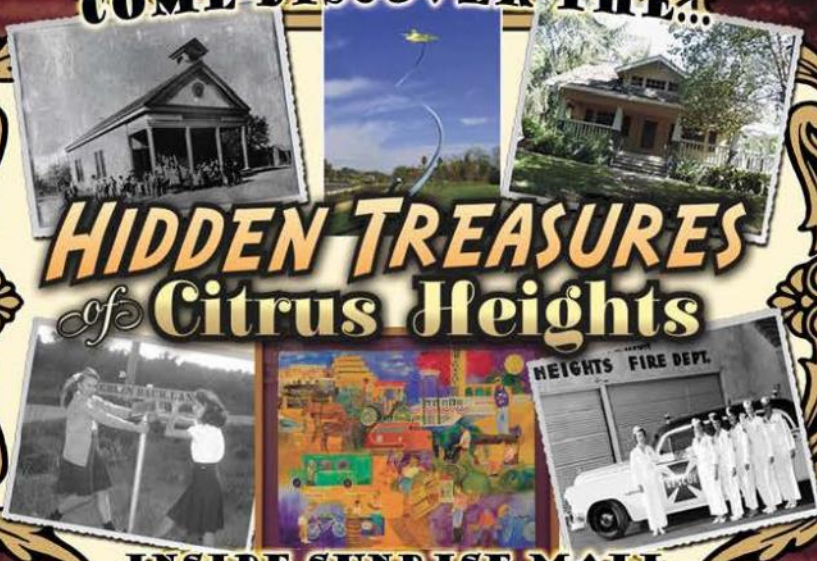
If your community has experienced a disaster, register on the American Red Cross Safe and Well Web site available through RedCross.org to let your family and friends know about your welfare. If you don't have Internet access, call 1-866-GET-INFO to register yourself and your family.



For more information on disaster and emergency preparedness, visit RedCross.org.

Copyright © 2009 by the American National Red Cross | Stock No. 658557

COME DISCOVER THE...



HIDDEN TREASURES
of **Citrus Heights**

INSIDE SUNRISE MALL
NOON - 5PM • FEB. 8, 9, 15, 16 & 17, 2014



adck

The
City of Citrus Heights
History & Arts Commission

*Takes pride in preserving the history of Citrus Heights.
The City's Hidden Treasures will be on display inside
Sunrise Mall, Noon to 5:00pm
February 8, 9, 15, 16 & 17, 2014*

*The City's Collection of Hidden Treasures consist of:
Citrus Heights' Permanent Art Collection, historic items from
the Ladies in White & the Ladies Auxiliary, as well as
Artifacts gifted to the City by the residents.*

*Please take this rare opportunity to see
your City's Treasures up-close!*

adck

Citrus Heights Community Marching Band's annual



Spaghetti Dinner

**Saturday, March 22nd
5 to 8 p.m.**

**Citrus Heights Community Center
6300 Fountain Square Drive**



MENU

Spaghetti

Choice of Meat or Vegetarian Sauce

Green Beans

Garlic Bread

Cake

Soft Drinks, Water, Coffee

TICKETS

\$10 - adults

\$7 - children, 10 & under

Don't wait - always a sell-out!

ENTERTAINMENT

6:30 p.m.: Marching Band

Raffle Drawings

TICKET ORDER FORM *(please print clearly - no will call orders)*

Name _____

Mailing Address _____

Phone # _____ Cell Phone # _____

_____ # Adults _____ #Children \$ _____ Total Amount Enclosed

Make check payable to Hearts for Parks, put CHCMB on memo line.

*Mail or deliver to Hearts for Park c/o Kathy Cook, Program Director,
7620 Linden Avenue, Citrus Heights, CA 95610*

DONATIONS: Please contact Kathy Cook, at (916) 725-0198 or hcmb@hotmail.com.
Hearts for Parks is an IRC 501(c)(3) CA Revenue and Tax Code 68-0284261.

SPONSORS: Hearts for Parks, Sunrise Recreation Park District, and the City of Citrus Heights